



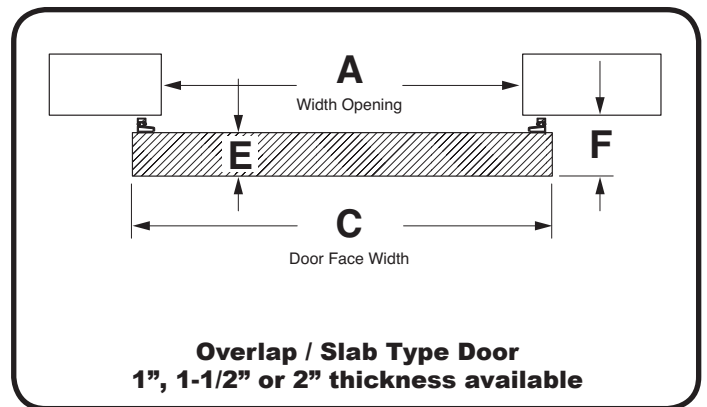
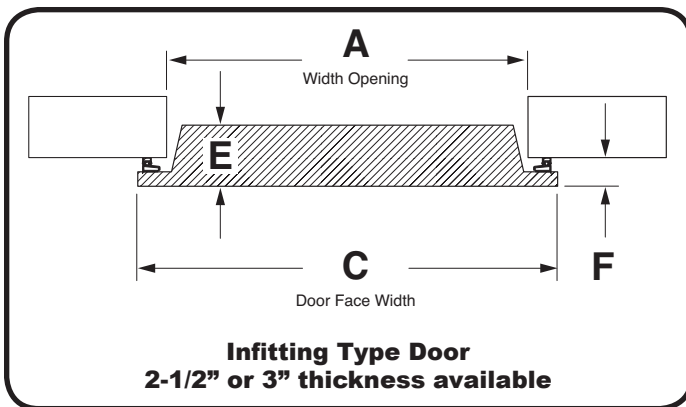
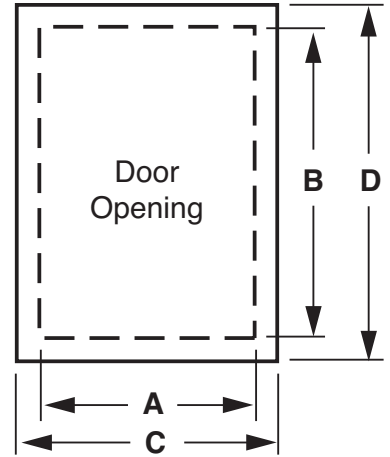
REFRIGERATION HARDWARE SUPPLY CORPORATION

632 Foresight Circle, Grand Junction, CO 81505
Phone: (800) 716-7788 • FAX: (800) 835-6655
Email: colorado@rhsparts.com

9021 Norris Ave., Sun Valley, CA 91352
Phone: (800) 537-8300 • FAX: (800) 833-3515
Email: california@rhsparts.com

CUSTOM REACH-IN DOOR FORM

- Specify INFITTING or SLAB style door (see drawings below).
- Indicate clear net opening size: (A) _____ and (B) _____.
- Specify outer door face size: (C) _____ and (D) _____.
- Specify total door thickness: (E) _____ door offset (F) _____.
- Which side of door will the hinges be mounted on?
(Facing door from outside) Left Right
- Specify hardware to be used.
 Edgemount Facemount Pivot - part #: 92-001 (add \$30)

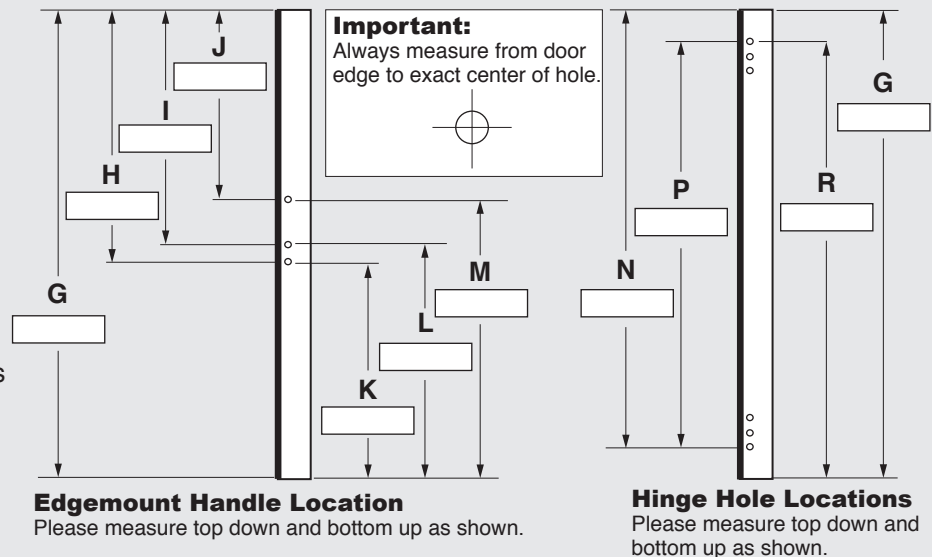


How to measure for replacement door hardware.

Your replacement door includes predrilled slotted and adjustable holes for mounting hardware.

To ensure accurate placement of these holes, you must specify exact measurement of hole location for both door handle and hinges.

Please include these measurements when ordering replacement doors. (Not required for new installations)





REFRIGERATION HARDWARE SUPPLY CORPORATION

632 Foresight Circle, Grand Junction, CO 81505
Phone: (800) 716-7788 • FAX: (800) 835-6655
Email: colorado@rhsparts.com

9021 Norris Ave., Sun Valley, CA 91352
Phone: (800) 537-8300 • FAX: (800) 833-3515
Email: california@rhsparts.com

CUSTOM REACH-IN DOOR FORM

Email, fax, or mail this form to us.

Firm Name: _____
Street Address: _____
City: _____
State: _____ Zip: _____
Phone No. () _____ - _____
Fax No. () _____ - _____

Ship to: (If Different)
Name: _____
Street Address: _____
City: _____
State: _____ Zip: _____
Attention to: _____
Is the above a residence? Yes No

**USE THIS FORM TO ORDER A REACH-IN DOOR ONLY.
REFER TO DRAWINGS ON PG. 1 OF THIS FORM, AND FILL IN ALL BLANKS.**

Specify type of Installation: Replacing existing door New Installation

Which side of the door will the hinges be mounted on? (Facing door from outside) Left Right

Specify type of Reach-in Door (see middle pg. 1): Infitting Overlap / Slab

Measurements of net door opening size (see top pg. 1): (A) = _____ x (B) = _____

Measurements of door face width & height (see top pg. 1): (C) = _____ x (D) = _____

Measurement of door panel depth, door thickness (see middle pg. 1): (E) = _____

Measurements of offset (see middle pg. 1) Door & Gasket: (F) = _____

Specify hardware to be used: Edgemount Facemount Pivot

* Specify hardware (current or desired): Latch or Handle Part # _____ see RHS catalog

Hinges, Qty: _____ Part # _____ see RHS catalog

* Not required for a new installation—we will select if left blank. Hardware not included, must be purchased separately.

Select door gasket style, included with door: Non-Magnetic (Compression Type) Magnetic

Number of doors to be manufactured with above description. _____

Shipping: Doors normally include crating, and are shipped F.O.B. Sun Valley or Grand Junction. Freight charges are additional and will be payable to the delivering carrier. Small doors may be shipped UPS.

Deposit: A deposit of 50% of the purchase price may be required with your door order. Contact your RHS sales representative for details.

Signed: _____ Title: _____ Date: _____

I have checked the above information and wish to place this order as shown.